

## Výsledková listina / Results



Usporiadatel:

Por. Bib Name Year Club Nation 1.run # 2.run # Time Gab Points

## Women

1.	5	KÖCK Melissa	1997	GSK NÖ-Wien		0:47,47	1.	0:47,52	1.	<b>1:34,99</b>		100
2.	6	KÖTTL Johanna	1998	GSK NÖ-Wien		0:51,50	2.	0:51,30	2.	<b>1:42,80</b>	+ 0:07,81	80
3.	9	ANDREJKO Aleksandra	2009	Wksn Swit Wroclaw		0:55,08	3.	0:53,96	3.	<b>1:49,04</b>	+ 0:14,05	60
4.	1	NIEDERHAUSER Celina	2006	GC St.Gallen		0:55,25	4.	0:55,35	4.	<b>1:50,60</b>	+ 0:15,61	50
5.	4	KURTANICH Kamila	2000	Ukrainian Deaf Sport Federation		0:59,40	5.	1:00,54	5.	<b>1:59,94</b>	+ 0:24,95	45
6.	3	MOROZIUK Khrystyna	2007	Ukrainian Deaf Sport Federation		1:01,92	6.	1:04,02	6.	<b>2:05,94</b>	+ 0:30,95	40
7.	7	SAK Yuliia	2004	Ukrainian Deaf Sport Federation		1:13,92	7.	1:15,02	7.	<b>2:28,94</b>	+ 0:53,95	36
8.	8	ANTUSEKOVÁ Adela	2008	SK Olymp Slovakia		1:28,83	8.	1:19,18	8.	<b>2:48,01</b>	+ 1:13,02	32

## Odstúpili

2	SCHUTZBACH Nele	2007	GSV Freiburg		0:51,00	DNF	DNF
---	-----------------	------	--------------	--	---------	-----	-----

## Men

1.	14	HARTIG Jiri	1998	SK Skivelo N.Olomouc		0:41,82	1.	0:42,29	1.	<b>1:24,11</b>		100
2.	23	LUKASZYK Bruno	2000	Wksn Swit Wroclaw		0:45,30	2.	0:43,58	2.	<b>1:28,88</b>	+ 0:04,77	80
3.	22	REHLE Marco	2001	GSV Freiburg		0:48,60	4.	0:47,16	3.	<b>1:35,76</b>	+ 0:11,65	60
4.	10	ABRAMCHUK Mykhailo	2007	Ukrainian Deaf Sport Federation		0:47,91	3.	0:48,89	4.	<b>1:36,80</b>	+ 0:12,69	50
5.	16	SALVETTI Yuri	2000	GC St.Gallen		0:50,87	5.	0:50,98	5.	<b>1:41,85</b>	+ 0:17,74	45
6.	21	PONOCNY Matej	2002	SK Skivelo N.Olomouc		1:02,59	7.	0:55,23	6.	<b>1:57,82</b>	+ 0:33,71	40
7.	19	JAKUB Raska	2007	SKN Brno		0:59,52	6.	0:58,72	7.	<b>1:58,24</b>	+ 0:34,13	36
8.	13	MATOVCIK Julius	1977	Climberg sport team		1:04,99	8.	1:04,20	8.	<b>2:09,19</b>	+ 0:45,08	32
9.	11	KRISTOF Tomas	1981	Karate Willo		1:10,72	9.	1:12,34	9.	<b>2:23,06</b>	+ 0:58,95	29
10.	25	MATOVCIK Marek	2008	Climberg sport team		1:37,68	10.	1:24,02	10.	<b>3:01,70</b>	+ 1:37,59	26

## Diskvalifikovaní

20	LEBELHUBER Christoph	1989	GSZ Graz		DSQ	DSQ	Brána č.56
----	----------------------	------	----------	--	-----	-----	------------

## Neštartovali

18	KREUZSALER Franz-Josef	1963	Wiener GSC 1901		DNS	DNS
24	EBERLE Luca	2003	GBF München		DNS	DNS

## Odstúpili

12	DURIS Matus	2005	Vision Ski Club Zilina		0:46,09	DNF	DNF
15	ZECHMEISTER Michael	1987	Wiener GSC 1901			DNF	DNF
17	MYKULIAK Myroslav	2006	Ukrainian Deaf Sport Federation			DNF	DNF

Počet štartujúcich: 25

## Výsledková listina / Results

Usporiadatel:

Por.	Bib	Name	Year	Club	Nation	1.run #	2.run #	Time	Gab	Points
------	-----	------	------	------	--------	---------	---------	------	-----	--------



## Women

1.	7	KÖCK Melissa	1997	GSK NÖ-Wien		0:48,66	1.	0:48,57	1.	<b>1:37,23</b>	100	
2.	3	KÖTTL Johanna	1998	GSK NÖ-Wien		0:50,92	2.	0:50,63	2.	<b>1:41,55</b>	+ 0:04,32	80
3.	5	NIEDERHAUSER Celina	2006	GC St.Gallen		0:51,39	3.	0:52,25	3.	<b>1:43,64</b>	+ 0:06,41	60
4.	2	SCHUTZBACH Nele	2007	GSV Freiburg		0:53,07	4.	0:53,39	5.	<b>1:46,46</b>	+ 0:09,23	50
5.	4	ANDREJKO Aleksandra	2009	Wksn Swit Wroclaw		0:53,55	5.	0:53,06	4.	<b>1:46,61</b>	+ 0:09,38	45
6.	6	KURTANICH Kamila	2000	Ukrainian Deaf Sport Federation		0:55,36	6.	0:55,59	6.	<b>1:50,95</b>	+ 0:13,72	40
7.	9	MOROZIUK Khrystyna	2007	Ukrainian Deaf Sport Federation		0:59,87	7.	0:58,98	7.	<b>1:58,85</b>	+ 0:21,62	36
8.	1	SAK Yuliia	2004	Ukrainian Deaf Sport Federation		1:14,64	8.	1:09,68	8.	<b>2:24,32</b>	+ 0:47,09	32
9.	8	ANTUSEKOVÀ Adela	2008	SK Olymp Slovakia		1:15,18	9.	1:18,40	9.	<b>2:33,58</b>	+ 0:56,35	29

## Men

1.	12	LEBELHUBER Christoph	1989	GSZ Graz		0:46,07	1.	0:46,29	3.	<b>1:32,36</b>	100	
2.	14	LUKASZYK Bruno	2000	Wksn Swit Wroclaw		0:46,27	2.	0:46,22	2.	<b>1:32,49</b>	+ 0:00,13	80
3.	15	HARTIG Jiri	1998	SK Skivelo N.Olomouc		0:46,53	3.	0:46,02	1.	<b>1:32,55</b>	+ 0:00,19	60
4.	17	DURIS Matus	2005	Vision Ski Club Zilina		0:48,52	4.	0:49,06	4.	<b>1:37,58</b>	+ 0:05,22	50
5.	20	REHLE Marco	2001	GSV Freiburg		0:50,39	6.	0:49,18	5.	<b>1:39,57</b>	+ 0:07,21	45
6.	21	MYKULIAK Myroslav	2006	Ukrainian Deaf Sport Federation		0:50,13	5.	0:49,60	6.	<b>1:39,73</b>	+ 0:07,37	40
7.	19	SALVETTI Yuri	2000	GC St.Gallen		0:50,50	7.	0:50,13	7.	<b>1:40,63</b>	+ 0:08,27	36
8.	22	ZECHMEISTER Michael	1987	Wiener GSC 1901		0:50,77	8.	0:51,73	8.	<b>1:42,50</b>	+ 0:10,14	32
9.	24	PONOCNY Matej	2002	SK Skivelo N.Olomouc		0:54,06	9.	0:54,38	9.	<b>1:48,44</b>	+ 0:16,08	29
10.	23	JAKUB Raska	2007	SKN Brno		0:55,65	10.	0:55,81	10.	<b>1:51,46</b>	+ 0:19,10	26
11.	11	KRISTOF Tomas	1981	Karate Willo		0:59,91	11.	1:00,14	11.	<b>2:00,05</b>	+ 0:27,69	24
12.	16	MATOVCIK Julius	1977	Climberg sport team		1:00,99	12.	1:00,85	12.	<b>2:01,84</b>	+ 0:29,48	22
13.	25	MATOVCIK Marek	2008	Climberg sport team		1:14,03	13.	1:14,53	13.	<b>2:28,56</b>	+ 0:56,20	20

## Odstúpili

18	KREUZSALER Franz-Josef	1963	Wiener GSC 1901		1:00,96	DNF	<b>DNF</b>
13	ABRAMCHUK Mykhailo	2007	Ukrainian Deaf Sport Federation				<b>DNF</b>

Počet štartujúcich: 24

Usporiadateľ:

Por.	Bib	Name	Year	Club	Nation	1.run #	2.run #	Time	Gab	Points
------	-----	------	------	------	--------	---------	---------	------	-----	--------


## Women

1.	7	KÖCK Melissa	1997	GSK NÖ-Wien		0:47,65 1.	0:48,70 1.	<b>1:36,35</b>		100
2.	4	SCHUTZBACH Nele	2007	GSV Freiburg		0:50,85 2.	0:52,44 2.	<b>1:43,29</b>	+ 0:06,94	80
3.	3	KÖTTL Johanna	1998	GSK NÖ-Wien		0:52,16 3.	0:52,61 3.	<b>1:44,77</b>	+ 0:08,42	60
4.	6	NIEDERHAUSER Celina	2006	GC St.Gallen		0:55,18 4.	0:55,49 4.	<b>1:50,67</b>	+ 0:14,32	50

## Diskvalifikovaní

9	ANDREJKO Aleksandra	2009	Wksn Swit Wroclaw		DSQ		<b>DSQ</b>	Brána č.20
5	KURTANICH Kamila	2000	Ukrainian Deaf Sport Federation		DSQ		<b>DSQ</b>	Brána č.20
2	SAK Yuliia	2004	Ukrainian Deaf Sport Federation		DSQ		<b>DSQ</b>	Brána č.56
8	ANTUSEKOVÁ Adela	2008	SK Olymp Slovakia		DSQ		<b>DSQ</b>	Brána č.20


## Odstúpili

1	MOROZIUK Khrystyna	2007	Ukrainian Deaf Sport Federation				<b>DNF</b>	
---	--------------------	------	---------------------------------	---	--	--	------------	--


## Men

1.	20	HARTIG Jiri	1998	SK Skivelo N.Olomouc		0:42,46 1.	0:43,62 1.	<b>1:26,08</b>		100
2.	15	LUKASZYK Bruno	2000	Wksn Swit Wroclaw		0:43,13 2.	0:48,71 4.	<b>1:31,84</b>	+ 0:05,76	80
3.	18	PRISTAC David	1998	TJ Vysoke Tatry		0:47,52 3.	0:48,08 2.	<b>1:35,60</b>	+ 0:09,52	60
4.	12	REHLE Marco	2001	GBF München		0:47,77 4.	0:48,08 2.	<b>1:35,85</b>	+ 0:09,77	50
5.	13	ABRAMCHUK Mykhailo	2007	Ukrainian Deaf Sport Federation		0:49,25 5.	0:49,43 5.	<b>1:38,68</b>	+ 0:12,60	45
6.	16	MYKULIAK Myroslav	2006	Ukrainian Deaf Sport Federation		0:51,26 7.	0:52,43 6.	<b>1:43,69</b>	+ 0:17,61	40
7.	11	ZECHMEISTER Michael	1987	Wiener GSC 1901		0:50,65 6.	0:54,30 7.	<b>1:44,95</b>	+ 0:18,87	36
8.	22	PONOCNY Matej	2002	SK Skivelo N.Olomouc		0:54,42 8.	0:55,35 8.	<b>1:49,77</b>	+ 0:23,69	32
9.	14	JAKUB Raska	2007	SKN Brno		1:09,33 10.	0:59,51 9.	<b>2:08,84</b>	+ 0:42,76	29
10.	25	MATOVCIK Julius	1977	Climberg sport team		1:04,62 9.	1:05,74 10.	<b>2:10,36</b>	+ 0:44,28	26
11.	23	KRISTOF Tomas	1981	Karate Willo		1:10,49 11.	1:10,70 11.	<b>2:21,19</b>	+ 0:55,11	24
12.	26	MATOVCIK Marek	2008	Climberg sport team		1:31,88 12.	1:29,05 12.	<b>3:00,93</b>	+ 1:34,85	22

## Diskvalifikovaní

10	KREUZSALER Franz-Josef	1963	Wiener GSC 1901		DSQ		<b>DSQ</b>	Brána č.20
----	------------------------	------	-----------------	---	-----	--	------------	------------

## Neštartovali

21	EBERLE Luca	2003	GSV Freiburg		DNS		<b>DNS</b>	
----	-------------	------	--------------	---	-----	--	------------	--

## Odstúpili

24	DURIS Matus	2005	Vision Ski Club Zilina		0:48,33	DNF	<b>DNF</b>	
17	LEBELHUBER Christoph	1989	GSZ Graz				<b>DNF</b>	
19	SALVETTI Yuri	2000	GC St.Gallen				<b>DNF</b>	

Počet štartujúcich: 26

## Výsledková listina / Results



Usporiadatel:

Por.	Bib	Name	Year	Club	Nation	1.run #	2.run #	Time	Gab	Points
------	-----	------	------	------	--------	---------	---------	------	-----	--------

## Women

1.	2	KÖCK Melissa	1997	GSK NÖ-Wien		0:48,69 1.	0:47,98 1.	<b>1:36,67</b>		100
2.	7	NIEDERHAUSER Celina	2006	GC St.Gallen		0:52,00 3.	0:50,72 2.	<b>1:42,72</b>	+ 0:06,05	80
3.	6	KÖTTL Johanna	1998	GSK NÖ-Wien		0:51,19 2.	0:52,68 4.	<b>1:43,87</b>	+ 0:07,20	60
4.	5	SCHUTZBACH Nele	2007	GSV Freiburg		0:53,61 5.	0:52,21 3.	<b>1:45,82</b>	+ 0:09,15	50
5.	9	ANDREJKO Aleksandra	2009	Wksn Swit Wroclaw		0:53,37 4.	0:53,11 5.	<b>1:46,48</b>	+ 0:09,81	45
6.	1	MOROZIUK Khrystyna	2007	Ukrainian Deaf Sport Federation		0:59,54 6.	1:00,62 6.	<b>2:00,16</b>	+ 0:23,49	40
7.	3	SAK Yuliia	2004	Ukrainian Deaf Sport Federation		1:15,00 7.	1:12,84 7.	<b>2:27,84</b>	+ 0:51,17	36
8.	8	ANTUSEKOVÁ Adela	2008	SK Olymp Slovakia		1:19,74 8.	1:21,55 8.	<b>2:41,29</b>	+ 1:04,62	32

## Neštartovali

4	KURTANICH Kamila	2000	Ukrainian Deaf Sport Federation		0:55,25	DNS	<b>DNS</b>
---	------------------	------	---------------------------------	--	---------	-----	------------

## Men

1.	19	HARTIG Jiri	1998	SK Skivelo N.Olomouc		0:46,33 1.	0:46,07 1.	<b>1:32,40</b>		100
2.	13	LEBELHUBER Christoph	1989	GSZ Graz		0:46,48 2.	0:46,19 2.	<b>1:32,67</b>	+ 0:00,27	80
3.	16	PRISTAC David	1998	TJ Vysoke Tatry		0:47,08 3.	0:46,96 3.	<b>1:34,04</b>	+ 0:01,64	60
4.	22	DURIS Matus	2005	Vision Ski Club Zilina		0:49,23 4.	0:49,18 4.	<b>1:38,41</b>	+ 0:06,01	50
5.	24	REHLE Marco	2001	GSV Freiburg		0:49,45 5.	0:50,00 5.	<b>1:39,45</b>	+ 0:07,05	45
6.	17	SALVETTI Yuri	2000	GC St.Gallen		0:51,22 6.	0:51,18 6.	<b>1:42,40</b>	+ 0:10,00	40
7.	11	ZECHMEISTER Michael	1987	Wiener GSC 1901		0:51,52 7.	0:51,29 7.	<b>1:42,81</b>	+ 0:10,41	36
8.	23	ABRAMCHUK Mykhailo	2007	Ukrainian Deaf Sport Federation		0:51,94 8.	0:52,08 8.	<b>1:44,02</b>	+ 0:11,62	32
9.	10	PONOCNY Matej	2002	SK Skivelo N.Olomouc		0:54,29 9.	0:54,77 9.	<b>1:49,06</b>	+ 0:16,66	29
10.	20	JAKUB Raska	2007	SKN Brno		0:57,03 10.	0:56,07 10.	<b>1:53,10</b>	+ 0:20,70	26
11.	18	KRISTOF Tomas	1981	Karate Willo		1:00,30 11.	1:00,94 12.	<b>2:01,24</b>	+ 0:28,84	24
12.	21	MATOVCIK Julius	1977	Climberg sport team		1:01,79 12.	1:00,86 11.	<b>2:02,65</b>	+ 0:30,25	22
13.	15	KREUZSALER Franz-Josef	1963	Wiener GSC 1901		1:02,84 13.	1:02,07 13.	<b>2:04,91</b>	+ 0:32,51	20
14.	26	MATOVCIK Marek	2008	Climberg sport team		1:19,71 14.	1:15,57 14.	<b>2:35,28</b>	+ 1:02,88	18

## Odstúpili

14	MYKULIAK Myroslav	2006	Ukrainian Deaf Sport Federation				<b>DNF</b>
25	LUKASZYK Bruno	2000	Wksn Swit Wroclaw				<b>DNF</b>

Počet štartujúcich: 25